

Atom: A Hackable Editor for the 21st Century

Jerry Feldman



BLU 2/19/2020



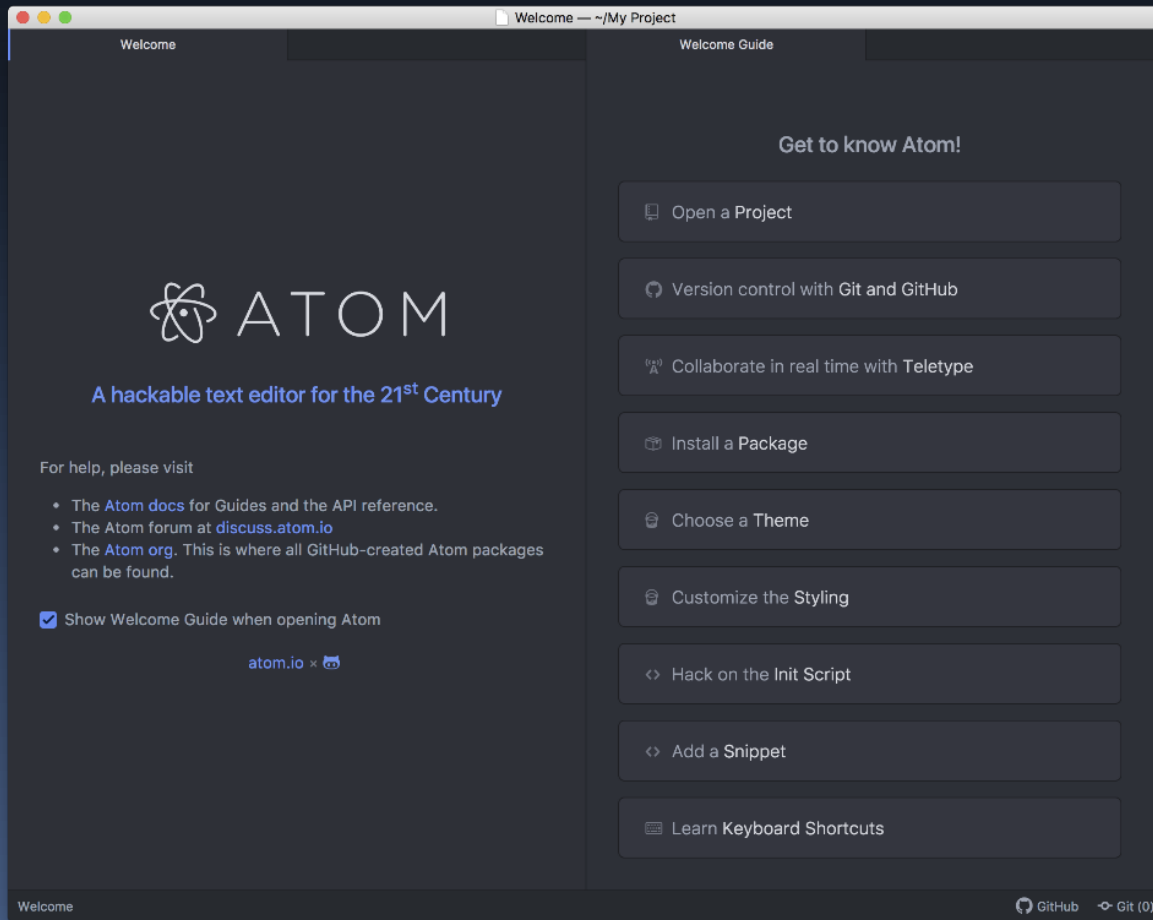
Overview

- First I will display some information from the Atom Flight Manual.
- Next I will display some screen shots with some of the screen elements that are hard to see in the demo
- Third I will demo a couple of Python scripts I have been working on to show many of the useful features.



The Atom Welcome Screen

This is what you will see when you first run Atom. You can bring up the welcome screen at any time



Atom: A Hackable Editor for the 21st Century



The Atom Flight Manual

- The Atom Flight Manual is an extensive guide in how to use atom. This will tell you all you need to know about atom:
 - <https://flight-manual.atom.io/>



How to get Atom

- Atom can be downloaded directly from:
<https://flight-manual.atom.io/getting-started/sections/installing-atom/>
- The flight manual has detailed instructions that can be copied and pasted.



Why I Chose Atom

- As I mentioned in the abstract, I am a long time EMACS user going back over 30 years. I used EMACS mainly for C, C++, and more recently TCL and Python.
- When I moved to Red Hat, I found there were many things that EMACS failed to do with my Python code, such as trim trailing spaces and syntax check.
- Many on my team used Eclipse which I hate.



Why I Chose Atom

- I looked at Geany, but IMHO it was somewhat light weight for me. One of the main features I used in EMACS was to be able to display files in different windows, both horizontally and vertically.
- Pycharm was a better IDE, but to my knowledge it did not do panes.
- Another developer suggested Atom. Atom pretty much did what I wanted.

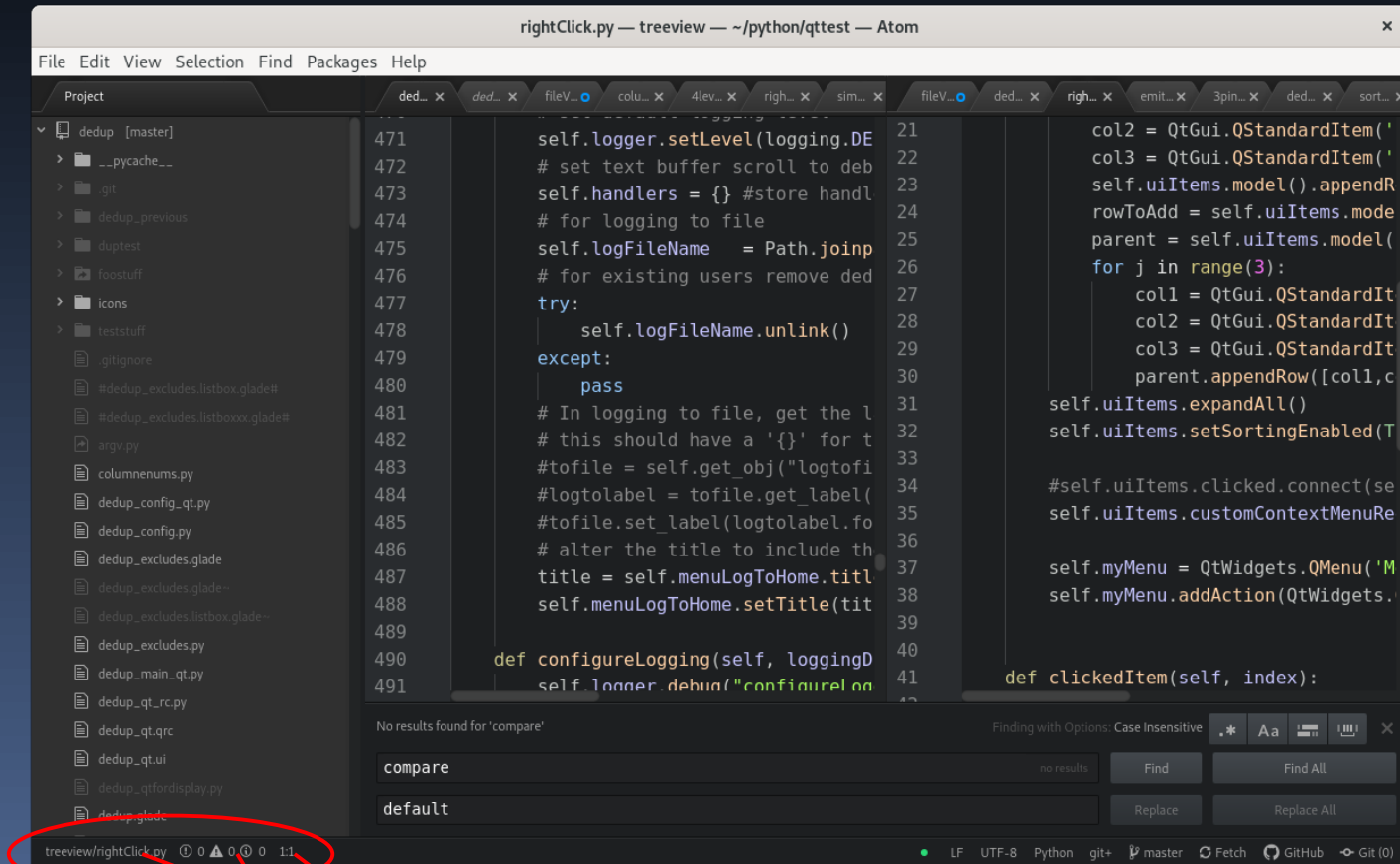


The Features I can't live without

- As I mentioned: Panes (In Atom terminology).
- A built in file manager. Atom, Geany and Pycharm have tree views.
- Different themes.
- Note that text editors can be very personal.



Some Screen Shots

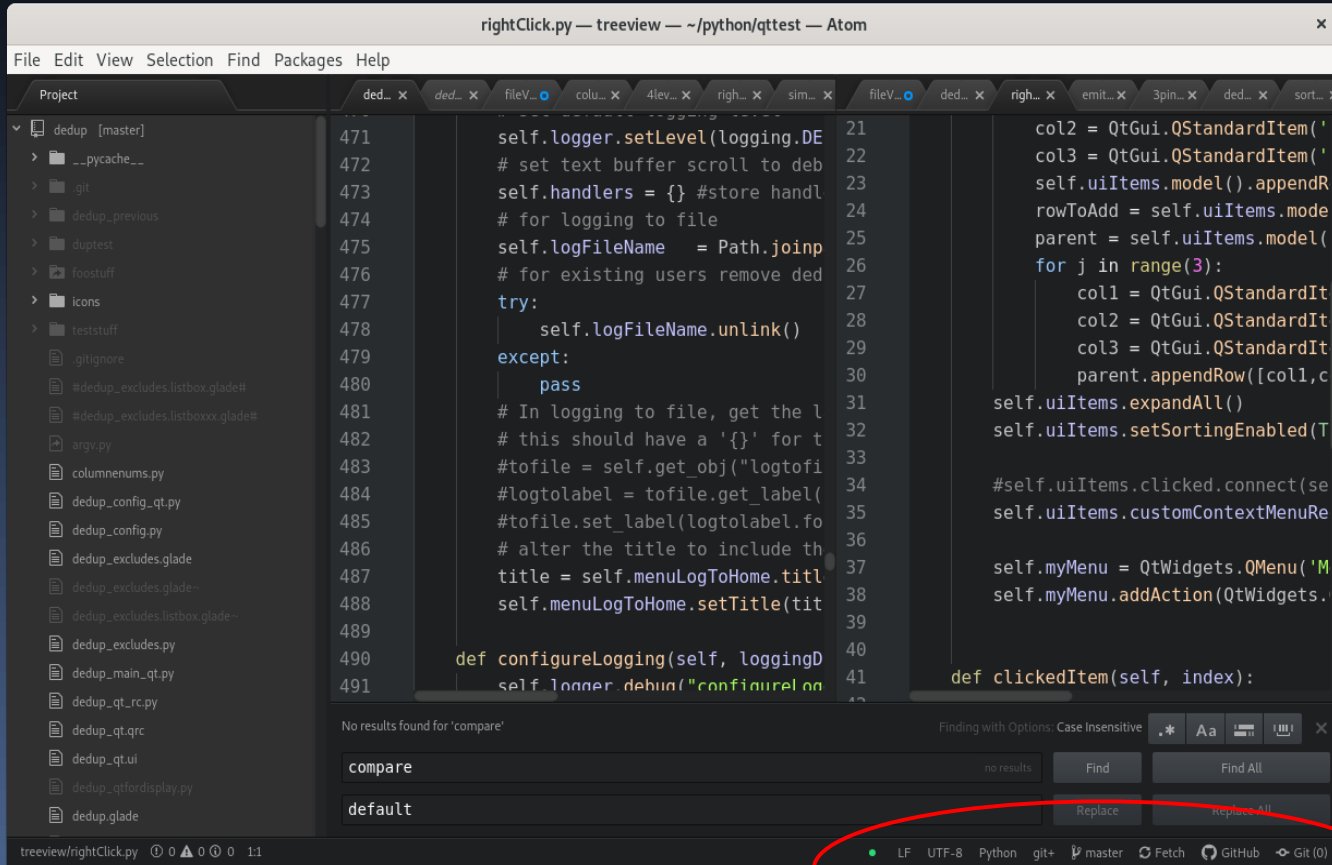


File Name
errors Warnings and info
Line and Column number

Atom: A Hackable Editor for the 21st Century



Some Screen Shots



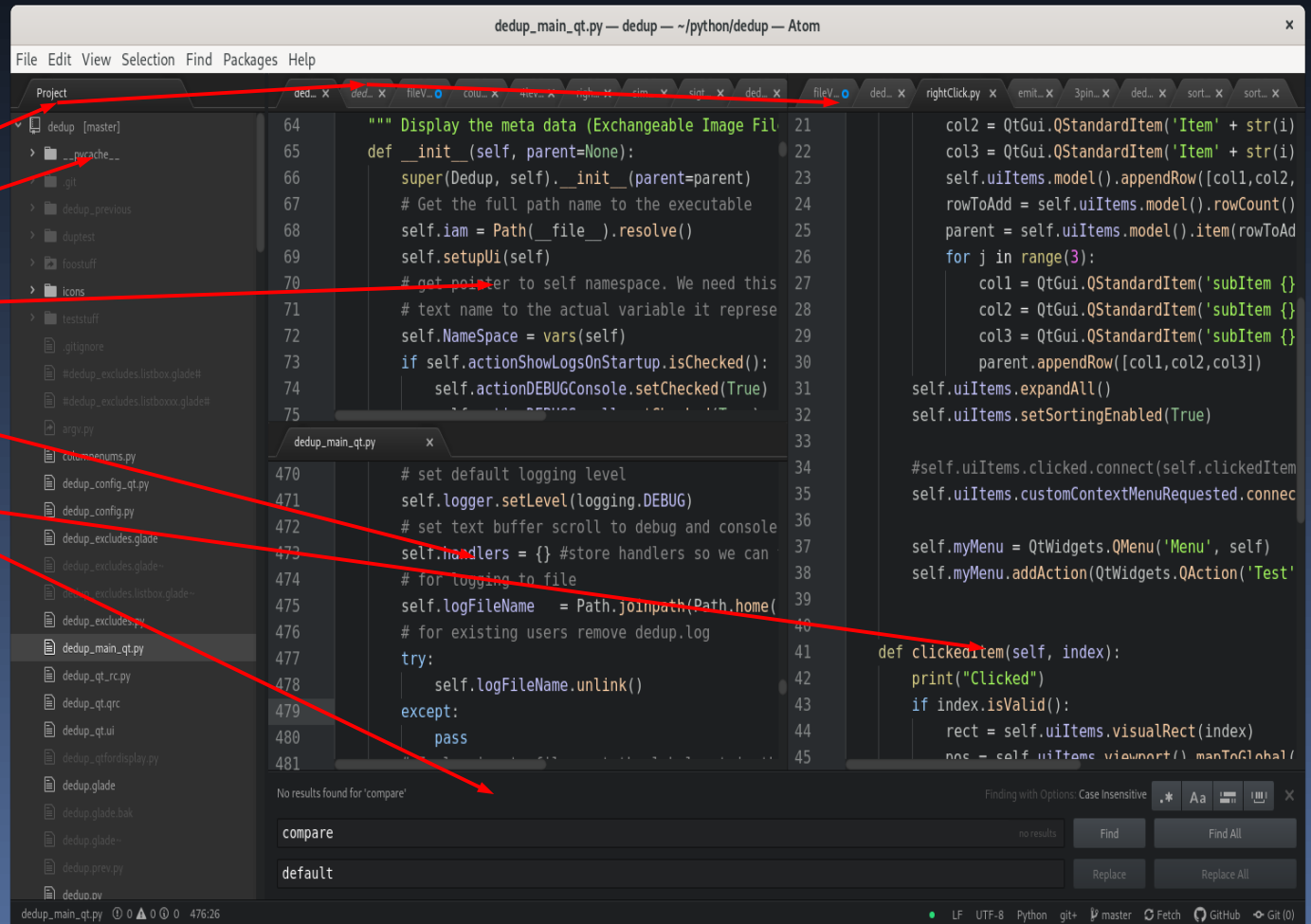
LF: Use LF (LineFeed) as end of line.
UTF-8 character set
Python language
Use the git+ package...



Some Screen Shots

4 Panes Visible
Each pane has its
own set of tabs.

Treeview
Top Part of code
Further on in the
same code
yet another
program
Find and Replace



Atom: A Hackable Editor for the 21st Century



Demo

- I'm going to demo some of Atom's features. The code I will demo is exifdata, a project I created as a graphical forensic tool to view the meta data of an image.
- I will also explain each of the menus that are hard to capture in a screen shot.

