



Fedora 34

What is new in Fedora 34 and GNOME



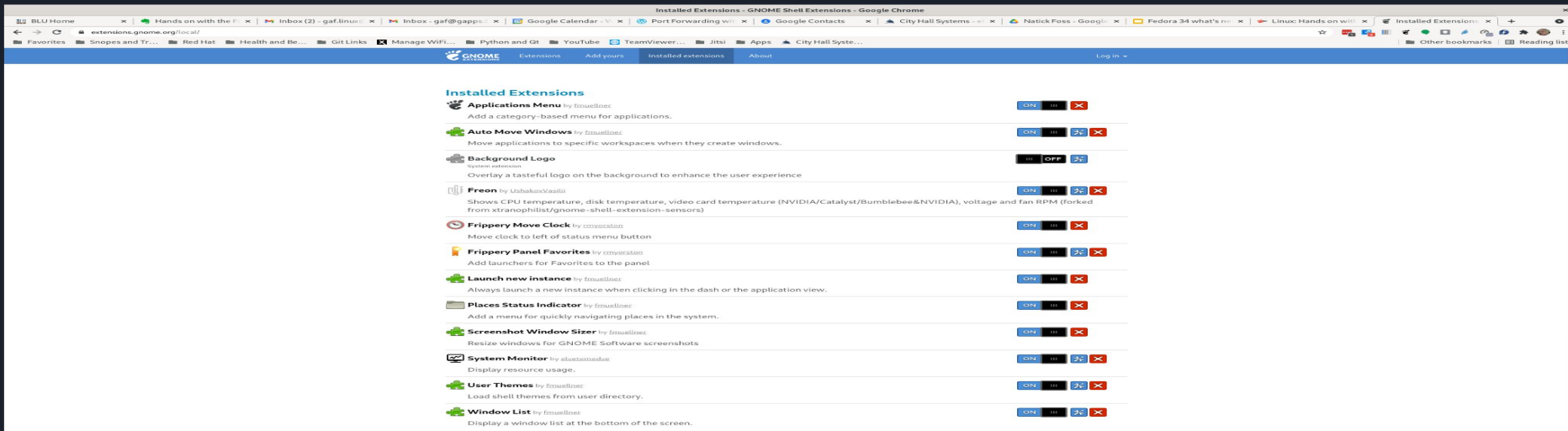
Overview of new features

- Linux Kernel 5.11
- The standard Workstation version includes Gnome 3 version 40 (aka Gnome 40)
This is a big change, so far looks good. I'll focus on this
- PipeWire replaces Pulse Audio - probably won't be a major issue for our current users
- I3WM spin. A tiling window manager
- ARM support.
- BTFS: Butter File System is the default. This was made standard in Fedora 33.

GNOME 40 changes

I'll make a short presentation of the major changes.

First, after the installation my Gnome Shell extensions timed out so I went to the GNOME shell extensions page: <https://extensions.gnome.org/>

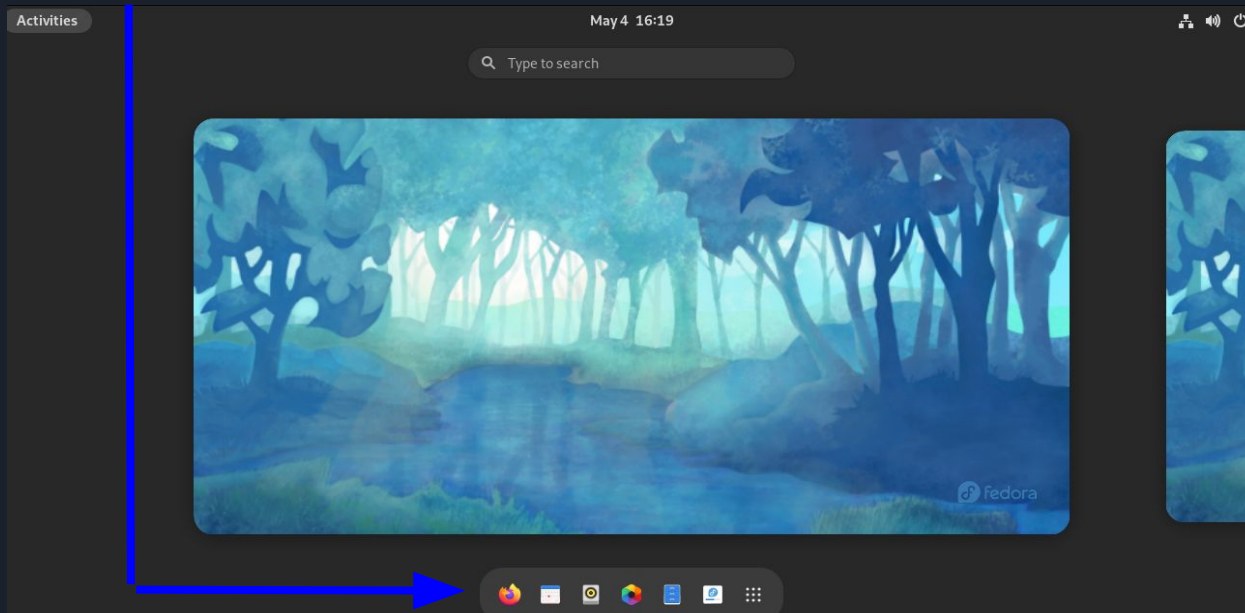


The screenshot shows the GNOME Shell Extensions website in a Google Chrome browser. The page title is "Installed Extensions - GNOME Shell Extensions - Google Chrome". The browser's address bar shows "extensions.gnome.org/local". The page content is titled "Installed Extensions" and lists several extensions with their descriptions and status controls (ON/OFF, refresh, and delete icons).

Extension Name	Author	Description	Status
Applications Menu	by fmsimone	Add a category-based menu for applications.	ON
Auto Move Windows	by fmsimone	Move applications to specific workspaces when they create windows.	ON
Background Logo	System extension	Overlay a tasteful logo on the background to enhance the user experience	OFF
Freon	by UshakovVasili	Shows CPU temperature, disk temperature, video card temperature (NVIDIA/Catalyst/Bumblebee&NVIDIA), voltage and fan RPM (forked from stransphilat/gnome-shell-extension-sensors)	ON
Frippery Move Clock	by cmosmos	Move clock to left of status menu button	ON
Frippery Panel Favorites	by cmosmos	Add launchers for Favorites to the panel	ON
Launch new instance	by fmsimone	Always launch a new instance when clicking in the dash or the application view.	ON
Places Status Indicator	by fmsimone	Add a menu for quickly navigating places in the system.	ON
Screenshot Window Sizer	by fmsimone	Resize windows for GNOME Software screenshots	ON
System Monitor	by abelrazovskii	Display resource usage.	ON
User Themes	by fmsimone	Load shell themes from user directory.	ON
Window List	by fmsimone	Display a window list at the bottom of the screen.	ON

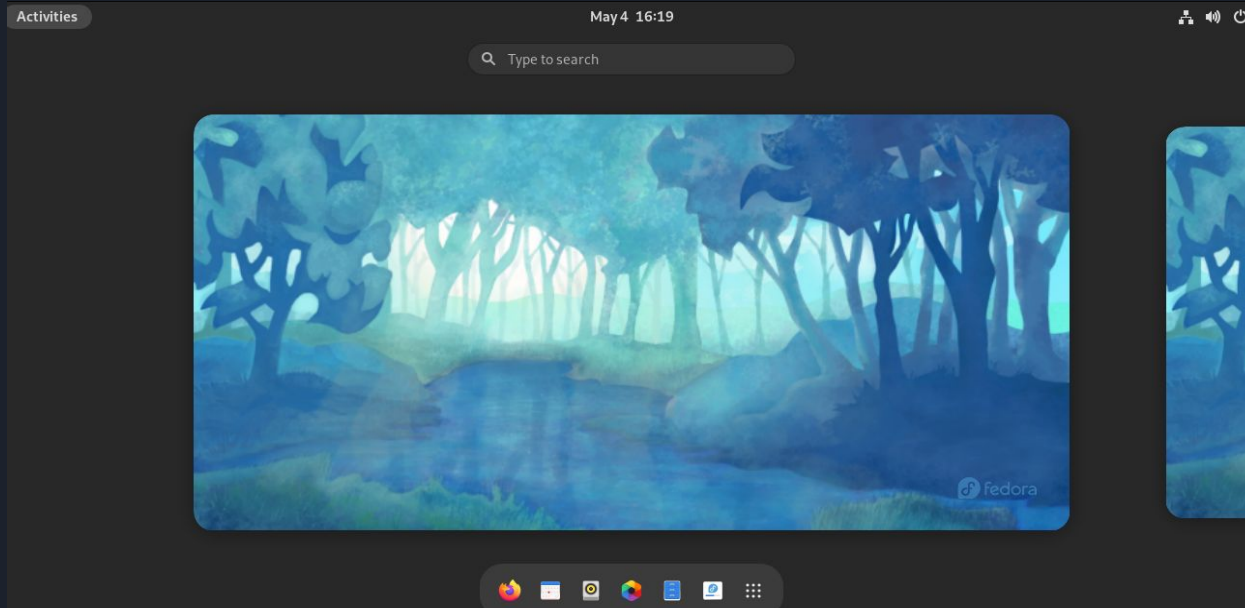
GNOME 40 changes

One major change from the previous version is as you will note, the activities is on the bottom.




GNOME 40 changes

Work spaces are horizontal



GNOME 40 Tour





Get an Overview

Press Activities to see open windows and apps.



Make Apps Your Own

Arrange the app grid to your liking.




Keep on Top with Workspaces

Easily organise windows with the new workspaces view.



Up/Down for the Overview

On a touchpad, use three-finger vertical swipes. Try it!



Left/Right for Workspaces

On a touchpad, use three-finger horizontal swipes. Try it!